




















Overview of series 400 pump types

Quick and easy to select the right pump for your requirement



Pump type	For standard applications (vertical)		For special applications (vertical)				For horizontale use	
	F/FP 430	F/FP 424	F/FP 425	F 426	F/FP 427	F 430 PP 100/50	F 430 TR	MINIFLUX
Description	With mechanical seal	In the liquid area sealless	For 99.98 % drum emptying	For mixing and/or pumping	Can be taken apart completely	Special container pump for higher delivery heads	For dry installation / horizontal use	Container pump for dry installation / horizontal use on IBC
								
Versions also in	  				  			
Typical application areas	Can be used universally, ideal for frequent medium changes	Can be used universally, especially for fast flowing media	Can be used universally, for almost complete emptying and for expensive fluids	Can be used universally, especially with inhomogeneous media	High hygiene requirements in foods, cosmetics and pharmacy	Used as process pump in industry, surface technology and water treatment	Can be used universally, ideal for conveying out of containers with low level outlet in confined places	Especially for emptying IBCs in confined places
Seal type	With mechanical seal	Sealless In the liquid area	With mechanical seal	With mechanical seal	Sealless in the liquid area	With mechanical seal	With mechanical seal	With mechanical seal
Materials pump	Stainless steel, polypropylene, polyvinylidene fluoride, aluminium, Hastelloy C	Stainless steel, polypropylene, polyvinylidene fluoride	Stainless steel, polypropylene, Hastelloy C	Stainless steel, polypropylene	Stainless steel	Polypropylene	Stainless steel, polypropylene	Stainless steel
Standard immersion depth (mm)	700/1.000/1.200	700/1.000/1.200	700/1.000/1.200	1.000/1.200	700/1.000/1.200	1.000/1.200/1.500	-	-
Other immersion depths/special lengths (mm)	200 - 3.000	200 - 2.000	500 - 2.000	500 - 2.000	200 - 2.000	500 - 1.500	-	-
Flow rate max.*	240 l/min*	240 l/min*	120 l/min*	240 l/min*	240 l/min*	105 l/min*	240 l/min*	240 l/min*
Delivery head max.*	30 mwc*	30 mwc*	26 mwc*	13 mwc*	13 mwc*	32 mwc*	13 mwc*	13 mwc*
Viscosity max.*	1.200 mPas*	1.200 mPas*	1.200 mPas*	1.200 mPas*	1.000 mPas*	150 mPas*	1.200 mPas*	1.000 mPas*
Advantages	<ul style="list-style-type: none"> ▶ Ideal for frequent medium changes, hardening media, fast drying media, crystallizing media ▶ Can be taken apart into main components easily and quickly for cleaning ▶ Compared to sealless pump higher service life on abrasive media ▶ High stability of the plastic pumps enables immersion lengths of up to 3 000 mm 	<ul style="list-style-type: none"> ▶ No seal wear ▶ Optimal emptying of the inner tube ▶ High service life ▶ Low wear of guide bearing and shaft ▶ Long bearing life ▶ Particularly suited for hydrochloric acid and chromic acid ▶ Stainless steel version for use in hazardous areas ▶ Versions for use with AdBlue® also available 	<ul style="list-style-type: none"> ▶ Optimal residual emptying with e.g. less than 0.05 l residual amount left in 200 l drum ▶ No tilting to totally empty the drum ▶ Reduction of cleaning and waste disposal costs ▶ No loss of medium when taking the pump from drum to drum ▶ Optimal use of expensive fluids 	<ul style="list-style-type: none"> ▶ 3 operating modes in one pump: <ul style="list-style-type: none"> - Conveying - Conveying with simultaneous mixing - Mixing operation only ▶ Switching operating modes is possible even while operating ▶ Easy to dismantle for cleaning ▶ Distinct feature, only at FLUX: The inner tube is reinforced with a metal core on the PP model 	<ul style="list-style-type: none"> ▶ Ideal as hygienic pump ▶ Can be quickly and easily taken apart for cleaning ▶ All parts in contact with the medium can be sterilized ▶ Transfers fluids containing solids such as juices with pulp or soups with spices ▶ Available with different connections on pressure side (e. g. Clamp 1 ½" or Rd 58 x ½) ▶ Available with 3A Certificate 	<ul style="list-style-type: none"> ▶ The pump has a significantly higher delivery head up to 40 l/min compared to pumps with semi-axial rotor (Z-rotor) ▶ Allows conveying of media out of an IBC in the basement to higher floors ▶ Ideal for pumping media into a higher lying pipe system ▶ Unique, the inner tube reinforced with a metal core 	<ul style="list-style-type: none"> ▶ Provides highest flexibility in installation and mobility ▶ Can also be used at low ceiling heights ▶ Stainless steel version for use in hazardous areas ▶ Can also be integrated into pipe systems ▶ A horizontal centrifugal pump that can be used with different FLUX motors 	<ul style="list-style-type: none"> ▶ Can be used where ceilings are low ▶ Allows pumping directly from floor-level outlets, even when containers are stacked ▶ Significantly higher flow rate and pressure compared to draining by gravity via the hydrostatic pressure of the medium ▶ Minimal space requirement ▶ Simple disconnection from IBC with union nut
Details	More	More	More	More	More	More	More	More

* dependent on pump model, motor and medium